


# COSMORROW KIT

60-100W\* FULL SPECTRUM


## COM60FS



60W

## UPGRADABLE


COM60FS + 1x UPGRADE 40W\*



100W

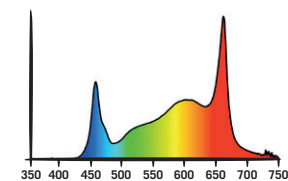
Cosmorrow kits are complete lighting systems for high-intensity light requirements.

This patented modular technology has made the Cosmorrow waterproof, durable (50.000 hours) and highly resistant with the best light coverage area on the market. It also allows for easy maintenance and upgrades by disconnecting or replacing individual light bulbs. The hanger allows fitting additional COPF20FS LED bulbs (optional) for even higher intensity lighting.

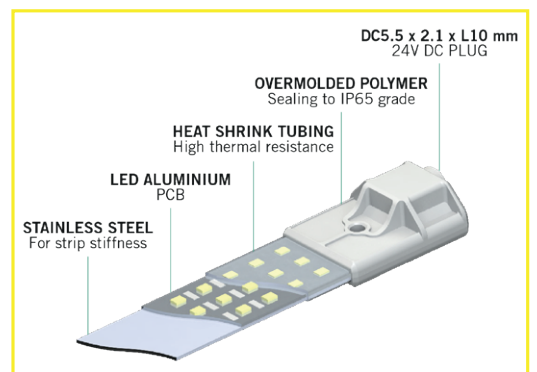
REFERENCE	DESIGNATION	GROW AREA	PPE (bulb)	VIDEO	
<b>COM60FS</b>	Cosmorrow 60W/100W FULL SPECTRUM	60x40cm / 2' x 1½'	2.85µmol/s/W		
* UPGRADE 40W (sold separately)					
<b>COP20FS</b>	x2 Cosmorrow Led 20W L50cm Full Spectrum				
<b>COM20</b>	x2 Cosmorrow Power 1x20W UE/UK/US (Alternative: 1x COM2X20)				

## GENERAL DETAILS


<b>Lifetime</b>	<b>Bulb :</b> 50 000 hours (L90B10) <b>Power supply :</b> 100 000 hours
<b>Application</b>	Grow tent / Grow room / Multi-layer
<b>Plant growth stage</b>	Growing / Blooming
<b>CCT</b>	3500 K
<b>Spectrum</b>	Full Spectrum



## PATENTS US11732880 & EP4115120



**+20% Yield**  
Largest Footprint



**100% Safe**  
24V Bulbs





**Water Jet Resistant**  
IP65



**Highly Durable**  
Strong & Fall Resistant



REF	COM60FS	COM60FS + UPGRADE 40W																																																
<b>POWER</b>	<b>60W</b>	<b>100W</b>																																																
																																																		
<b>WEIGHT</b>	1 kg / 2,2 lb	1,8 kg / 3,9 lb																																																
<b>DIMENSIONS ASSEMBLED</b>																																																		
Length	50 cm / 20 inch	50 cm / 20 inch																																																
Width	27 cm / 10,6 inch	27 cm / 10,6 inch																																																
Height	6 cm / 2,4 inch	6 cm / 2,4 inch																																																
<b>POWER</b>																																																		
Consumption	60 W	100 W																																																
Voltage	110-220 V	110-220 V																																																
Frequency	50/60 Hz	50/60 Hz																																																
<b>CABLE LENGTH</b>																																																		
24V	180 cm / 70 inch	180 cm / 70 inch																																																
220V	60 cm / 24 inch	60 cm / 24 inch																																																
<b>PLUG</b>																																																		
Type	C/G/A Type	C/G/A Type																																																
Country	UE/UK/US	UE/UK/US																																																
<b>TEMPERATURE</b>																																																		
Working	0 to 40°C / 32 to 105°F	0 to 40°C / 32 to 105°F																																																
Storing	-20 to 60°C / -4 to 140°F	-20 to 60°C / -4 to 140°F																																																
<b>BULB INCLUDED</b>																																																		
Quantity	3	3 + 2																																																
Reference	COP20FS	COP20FS																																																
Lifetime	50 000 hours	50 000 hours																																																
<b>LED &amp; RATIO</b>																																																		
660nm	31%	31%																																																
2700K	23%	23%																																																
4000K	23%	23%																																																
6500K	23%	23%																																																
<b>LIGHT MEASUREMENT</b>																																																		
Distance	15 cm / 6 inch	15 cm / 6 inch																																																
Area	60 x 40 cm / 2' x 1 1/3'	60 x 40 cm / 2' x 1 1/3'																																																
PPE (Bulb)	2,85 µmol/s/W	2,85 µmol/s/W																																																
PPF	163 µmol/s	270 µmol/s																																																
PPFD average*	767 µmol/s/m <sup>2</sup>	1280 µmol/s/m <sup>2</sup>																																																
PPFD*	<table border="1" data-bbox="647 1514 954 1720"> <tr><td>515</td><td>642</td><td>735</td><td>735</td><td>642</td><td>515</td></tr> <tr><td>642</td><td>955</td><td>1113</td><td>1113</td><td>955</td><td>642</td></tr> <tr><td>642</td><td>955</td><td>1113</td><td>1113</td><td>955</td><td>642</td></tr> <tr><td>515</td><td>642</td><td>735</td><td>735</td><td>642</td><td>515</td></tr> </table>	515	642	735	735	642	515	642	955	1113	1113	955	642	642	955	1113	1113	955	642	515	642	735	735	642	515	<table border="1" data-bbox="1098 1514 1404 1720"> <tr><td>860</td><td>1070</td><td>1225</td><td>1225</td><td>1070</td><td>860</td></tr> <tr><td>1070</td><td>1595</td><td>1860</td><td>1860</td><td>1595</td><td>1070</td></tr> <tr><td>1070</td><td>1595</td><td>1860</td><td>1860</td><td>1595</td><td>1070</td></tr> <tr><td>860</td><td>1070</td><td>1225</td><td>1225</td><td>1070</td><td>860</td></tr> </table>	860	1070	1225	1225	1070	860	1070	1595	1860	1860	1595	1070	1070	1595	1860	1860	1595	1070	860	1070	1225	1225	1070	860
515	642	735	735	642	515																																													
642	955	1113	1113	955	642																																													
642	955	1113	1113	955	642																																													
515	642	735	735	642	515																																													
860	1070	1225	1225	1070	860																																													
1070	1595	1860	1860	1595	1070																																													
1070	1595	1860	1860	1595	1070																																													
860	1070	1225	1225	1070	860																																													
	µmol/s/m <sup>2</sup>	µmol/s/m <sup>2</sup>																																																

\* Measured on white board