





	<b>T16-40</b>	<b>360 MM</b>
	<b>T16-60</b>	<b>560 MM</b>
	<b>T16-80</b>	<b>760 MM</b>
	<b>T16-90</b>	<b>860 MM</b>
	<b>T16-100</b>	<b>960 MM</b>
	<b>T16-120</b>	<b>1160 MM</b>


**POLES**  
Ø16 MM

**T16-LINK**  
**LINK**


**C16-Y**  
**CORNER 3 AXES**



**C16-T**  
**CORNER 3 AXES**



**C16-K**  
**CORNER 4 AXES**




**C16-XI**  
**CORNER 5 AXES**




**C16-H**  
**HANDLING CORNER**







**C16-SB**  
**SPACE BOOSTER**




**C16-RF**  
**RUBBER FEET**



	<b>T19-75</b>	<b>726 MM</b>
	<b>T19-100</b>	<b>975 MM</b>
	<b>T19-120</b>	<b>1152 MM</b>
	<b>T19-LINK</b>	<b>LINK</b>

**POLES**  
Ø19 MM

**C19-Y**  
**CORNER 3 AXES**




**C19-K**  
**CORNER 4 AXES**




**C19-XI**  
**CORNER 5 AXES**




**C19-H**  
**HANDLING CORNER**








**C19-SB**  
**SPACE BOOSTER**




**C19-RF**  
**RUBBER FEET**




	<b>T25-60</b>	<b>600 MM</b>
	<b>T25-75</b>	<b>717 MM</b>
	<b>T25-100</b>	<b>967 MM</b>
	<b>T25-120</b>	<b>1134 MM</b>
	<b>T25-LINK</b>	<b>LINK</b>

**POLES**  
Ø25 MM


**C25-Y**  
**CORNER 3 AXES**



**C25-T**  
**CORNER 3 AXES**



**C25-K**  
**CORNER 4 AXES**




**C25-XI**  
**CORNER 5 AXES**




**C25-H**  
**HANDLING CORNER**



**C25-SB**  
**SPACE BOOSTER**



**C25-RF**  
**RUBBER FEET**





**DARK STREET**

REF	DESIGNATION	STRUCTURE					HANDLING POLES INCLUDED					SPACE BOOSTER INCLUDED				
		DS60	DS90	DS120	DS120W	DS150W	DS60	DS90	DS120	DS120W	DS150W	DS60	DS90	DS120	DS120W	DS150W
T16-60	Pole Ø16 mm 360 mm	12			4		2					4			2	
T16-90	Pole Ø16 mm 860 mm		16		8		2					4				
T16-100	Pole Ø16 mm 960 mm	4														
T16-120	Pole Ø16 mm 1160 mm				4				2					2		
T16-Link	Link Ø16 mm	4	4		4											
C16-Y	Corner Ø16 mm 3 axes Y shape	8	8		8											
C16-H	Handling Corner Ø16 mm					2	4		2							
C16-SB	Space Booster Ø16 mm										4	4		4		
T19-75	Pole Ø19 mm 726 mm					12				4						6
T19-100	Pole Ø19 mm 975 mm			8		8										
T19-120	Pole Ø19 mm 1153 mm			8				2					4			
T19-Link	Link Ø19 mm			4		8				2				2		2
C19-Y	Corner Ø19 mm 3 axes Y shape			8		8										
C19-H	Handling Corner Ø19 mm							4		4						
C19-SB	Space Booster Ø19 mm												4		4	

**DARK ROOM**

REF	DESIGNATION	STRUCTURE					HANDLING POLES INCLUDED					SPACE BOOSTER INCLUDED				
		DR150	DR240	DR300	DR240W	DR300W	DR150	DR240	DR300	DR240W	DR300W	DR150	DR240	DR300	DR240W	DR300W
T25-75	Pole Ø25 mm 717 mm	16		40		26	6		20		10	8		24		16
T25-100	Pole Ø25 mm 967 mm	4	18	9	12	6										
T25-120	Pole Ø25 mm 1134 mm	4	20	9	13	6		9		5		12		8		
T25-Link	Link Ø25 mm	12	9	29	6	19	3	10		5	4	12	12		8	
C25-Y	Corner Ø25 mm 3 axes Y shape	8	8	8	8	8										
C25-K	Corner Ø25 mm 4 axes K shape		4	4	2	2										
C25-T	Corner Ø25 mm 3 axes T shape		4	4	2	2										
C25-XI	Corner Ø25 mm 5 axes XI shape		1	1												
C25-H	Handling Corner Ø25 mm						6	18	20	10	10					
C25-SB	Space Booster Ø25 mm										8	24	24	16	16	
C25-RF	Rubber Feet Ø25 mm		1	1												

**HYDRO SHOOT (SMALL)**

REF	DESIGNATION	STRUCTURE				HANDLING POLES INCLUDED			
		HS40	HS60	HS80	HS100	HS40	HS60	HS80	HS100
T16-40	Pole Ø16 mm 360 mm	8				2			
T16-60	Pole Ø16 mm 560 mm	8	8				2		
T16-80	Pole Ø16 mm 760 mm		8	8				2	
T16-90	Pole Ø16 mm 860 mm			8					
T16-100	Pole Ø16 mm 960 mm				16				2
T16-Link	Link Ø16 mm	4	4	4	4				
C16-Y	Corner Ø16 mm 3 axes Y shape	8	8	8	8				
C16-H	Handling Corner Ø16 mm					4	4	4	4

**HYDRO SHOOT (LARGE)**

REF	DESIGNATION	STRUCTURE								HANDLING POLES INCLUDED							
		HS120	HS150	HS240	HS300	HS240W	HS300W	HS480W	HS600W	HS120	HS150	HS240	HS300	HS240W	HS300W	HS480W	HS600W
T19-75	Pole Ø19 mm 726 mm		16		40		26		72		4		10		6		20
T19-100	Pole Ø19 mm 975 mm	8	8	18	18	12	12	30	30								
T19-120	Pole Ø19 mm 1153 mm	8		20		13		36		2		5	3			10	
T19-Link	Link Ø19 mm	4	12	9	29	6	19	15	51				5		3		10
C19-Y	Corner Ø19 mm 3 axes Y shape	8	8	8	8	8	8	8	8								
C19-K	Corner Ø19 mm 4 axes K shape			8	8	4	4	16	16								
C19-XI	Corner Ø19 mm 5 axes XI shape			1	1			4	4								
C19-H	Handling Corner Ø19 mm									4	4	10	10	6	6	20	20
C19-RF	Rubber Feet Ø19 mm			1	1			2	2								

**DARK PROPAGATOR**

REF	DESIGNATION	STRUCTURE			HANDLING POLES		
		DP60	DP90	DP120	DP60	DP90	DP120
T16-40	Pole Ø16 mm 360 mm	4	4	20			
T16-60	Pole Ø16 mm 560 mm	8	8	6	1	2	
T16-90	Pole Ø16 mm 860 mm		6				
T16-120	Pole Ø16 mm 1160 mm			12			1
C16-Y	Corner Ø16 mm 3 axes Y shape	8	8	8			
C16-K	Corner Ø16 mm 4 axes K shape			4			
C16-T	Corner Ø16 mm 3 axes T shape		4	12			
C16-H	Handling Corner Ø16 mm				2	2	2
GRID6040	Grid 60 x 40 cm	-	Option	12			

**LODGE**

REF	DESIGNATION	STRUCTURE		HANDLING POLES INC.		SPACE BOOSTER INC.	
		L100	L160	L100	L160	L100	L160
T16-40	Pole Ø16 mm 360 mm	5	5				
T16-60	Pole Ø16 mm 560 mm	22		3		4	
T16-100	Pole Ø16 mm 960 mm	8	16				
T16-120	Pole Ø16 mm 1160 mm		14		3		4
T16-Link	Link Ø16 mm	4					
C16-Y	Corner Ø16 mm 3 axes Y shape	16	16				
C16-K	Corner Ø16 mm 4 axes K shape	2	2				
C16-T	Corner Ø16 mm 3 axes T shape	2	2				
C16-H	Handling Corner Ø16 mm			6	6		
C16-SB	Space Booster Ø16 mm					4	4
GRID6040	Grid 60 x 40 cm	1	2				

**INTENSE**

REF	DESIGNATION	STRUCTURE		HANDLING POLES INC.		SPACE BOOSTER INC.	
		INT480	INT600	INT480	INT600	INT480	INT600
T25-60	Pole Ø25 mm 600 mm	8	8				
T25-75	Pole Ø25 mm 717 mm		80		20		48
T25-120	Pole Ø25 mm 1134 mm	80	40	10		24	
T25-Link	Link Ø25 mm	20	60		10		24
C25-Y	Corner Ø25 mm 3 axes Y shape	8	8				
C25-K	Corner Ø25 mm 4 axes K shape	12	12				
C25-T	Corner Ø25 mm 3 axes T shape	10	10				
C25-XI	Corner Ø25 mm 5 axes XI shape	6	6				
C25-H	Handling Corner Ø25 mm			20	20		
C25-SB	Space Booster Ø25 mm					48	48
C25-RF	Rubber Feet Ø25 mm	6	6				