

◆◆ VENTILATION ◆◆

EXTRACTORS



DF16E150
DF16 Extractor T° 30/60/90 cfm

DF16E350
DF16 Extractor T° 90/150/210 cfm

Connect to Ducting Flange or regular ducting



FILTERS



DF16F100
0.9 lb 60 cfm

DF16F150
2.0 lb 90 cfm

DF16F250
3.0 lb 150 cfm

DF16F350
4.0 lb 210 cfm

PASSIVE INTAKE

Improves tent airflow



DF16
Ducting Flange Kit for Ø0.63"-0.75" Poles

DF16LB
DF16 Light Baffle with Mesh

DF25
Ducting Flange Kit for Ø1.00" Poles

DF25LB
DF25 Light Baffle with Mesh

FANS



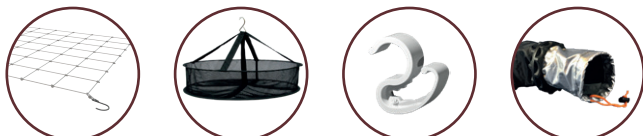
Clips on poles Ø0.63"-1.18"

MF16BB
Monkey Fan 16W (Ball Bearing)

MF020BB
Monkey Fan 20W Oscillating (Ball Bearing)

MF30BB
Monkey Fan 30W (Ball Bearing)

◆◆ ACCESSORIES ◆◆



WEBIT
Plant Support

DRYIT
Dryer

CABLEIT
Cable Holder

C7FD
Cable Flange Double Socks

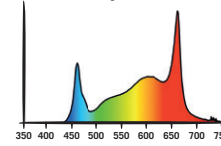
And more on our website!

◆◆ LIGHTING ◆◆

COSMORROW KITS



Full Spectrum



660 nm
6500 K
4000 K
2700 K

REFERENCE DESIGNATION PPE GROW AREA PPFD AVERAGE*

COM60K	Cosmorrow 60 W FULL SPECTRUM	2.40 µmol/J	2' x 1½'	765 µmol/s/m²
COM100K	Cosmorrow 100 W FULL SPECTRUM	2.40 µmol/J	2' x 2'	728 µmol/s/m²
COM200FS	Cosmorrow 200 W FULL SPECTRUM	2.85 µmol/J	2½' x 2½'	1122 µmol/s/m²
+ 1x UPGRADE 80W	Cosmorrow 280 W FULL SPECTRUM	2.85 µmol/J	3' x 3'	1101 µmol/s/m²
+ 2x UPGRADE 80W	Cosmorrow 360 W FULL SPECTRUM	2.85 µmol/J	3½' x 3½'	1108 µmol/s/m²

* COM60K, COM100K : d=6" / COM200FS (200W) : d=8" / COM200FS (280W) : d=10" / COM200FS (360W) : d=12"

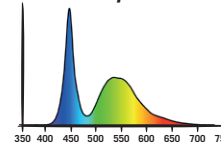
COM200FS UPGRADE 80W (sold separately)

2x	COP40FS	Cosmorrow Led 40 W FULL SPECTRUM
2x	COM40	Cosmorrow Power 1x40 W (Alternative: 1x COM2X40)

TNOLED KITS



Grow Spectrum



6500 K
6500 K
6500 K

REFERENCE DESIGNATION PPE GROW AREA PPFD AVERAGE*

COM60K	TNoled 2x20 W GROWING	2.00 µmol/J	2' x 1½'	355 µmol/s/m²
COM100K	TNoled 2x40 W GROWING	2.00 µmol/J	4' x 2'	363 µmol/s/m²

* d=6"

FOR MORE INFORMATION ABOUT OUR PRODUCTS, VISIT OUR WEBSITE!



www.secretjardin.com


secret jardin

PRODUCT LINEUP



secret JARDIN

DARK STREET R4.00



DS60 2' x 2' x 62"
DS120W 4' x 2' x 70"
DS90 3' x 3' x 70"
DS150W 5' x 2½' x 79"
DS120 4' x 4' x 79"

Ø0.63" - M210D - DF16

DARK ROOM R4.00



DR150 5' x 5' x 85"
DR240W 8' x 4' x 79"
DR300W 10' x 5' x 85"
DR240 8' x 8' x 79"

Poles Ø1.00" - Mylar M400D - Techno DF25

INTENSE R4.00



INT480 16' x 10' x 92"
INT600 20' x 12' x 92"

Ø1.00" - M900D - DF25/DFM315

DARK PROPAGATOR R4.00



DP60 2' x 1½' x 24"
DP90 3' x 2' x 39"

Poles Ø0.63" - Mylar M210D - Techno DF16



DP120 4' x 2' x 76"

LODGE R4.00



L100 3½' x 2' x 62"

Poles Ø0.63" - Mylar M210D - Techno DF16



L160 5¼' x 4' x 78"


HYDRO SHOOT (SMALL) R2.00



HS40 1½' x 1½' x 47"
HS60 2' x 2' x 62"
HS80 2¾' x 2¾' x 70"

Poles Ø0.63" - Mylar M210D - Socks

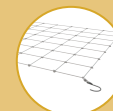
HYDRO SHOOT (LARGE) R2.00



HS100 3¾' x 3¾' x 78"
HS120 4' x 4' x 79"
HS150 5' x 5' x 79"
HS240W 8' x 4' x 79"
HS300W 10' x 5' x 79"
HS240 8' x 8' x 79"
HS300 10' x 10' x 79"
HS480W 16' x 8' x 79"
HS600W 20' x 10' x 79"

Poles Ø0.75" - Mylar M210D - Socks

DUCTING FLANGE



SOCKS



2ft²

7ft²

11ft²

25ft²

50ft²

100ft²

200ft²

Surface

