






	T16-40 360 MM
	T16-60 560 MM
	T16-80 760 MM
	T16-90 860 MM
	T16-100 960 MM
	T16-120 1160 MM

POLES Ø16 MM	C16-Y CORNER 3 AXES
T16-LINK LINK	

C16-T CORNER 3 AXES	C16-K CORNER 4 AXES
	

C16-XI CORNER 5 AXES	C16-H HANDLING CORNER
	

C16-SB SPACE BOOSTER	C16-RF RUBBER FEET
	


	T19-75 726 MM
	T19-100 975 MM
	T19-120 1152 MM
	T19-LINK LINK


POLES Ø19 MM	C19-Y CORNER 3 AXES
	



C19-K CORNER 4 AXES	C19-XI CORNER 5 AXES
	



C19-H HANDLING CORNER	C19-SB SPACE BOOSTER
	

C19-RF RUBBER FEET


	T25-60 600 MM
	T25-75 717 MM
	T25-100 967 MM
	T25-120 1134 MM
	T25-LINK LINK

POLES Ø25 MM	C25-Y CORNER 3 AXES
	

C25-T CORNER 3 AXES	C25-K CORNER 4 AXES
	

C25-XI CORNER 5 AXES	C25-H HANDLING CORNER
	

C25-SB SPACE BOOSTER	C25-RF RUBBER FEET
