



TLED2630**TLED 26W BLOOMING****TLED2665****TLED 26W GROWING****TLED4230****TLED 42W BLOOMING****TLED4265****TLED 42W GROWING****TLED 26W GROWING**

	15 cm								
	60x40 cm								
	1x TLED2665								
PPE	2.0 $\mu\text{mol/s/w}$								
PPF	52 $\mu\text{mol/s}$								
PPFD	<table border="1"> <tr> <td>220</td> <td>265</td> <td>265</td> <td>220</td> </tr> <tr> <td>220</td> <td>265</td> <td>265</td> <td>220</td> </tr> </table> $\mu\text{mol/s/m}^2$	220	265	265	220	220	265	265	220
220	265	265	220						
220	265	265	220						

TLED 42W GROWING

	15 cm																																
	120x60 cm																																
	1x TLED4265																																
	2.0 $\mu\text{mol/s/w}$																																
	84 $\mu\text{mol/s}$																																
	<table border="1"> <tr> <td>60</td> <td>85</td> <td>105</td> <td>105</td> <td>105</td> <td>105</td> <td>85</td> <td>60</td> </tr> <tr> <td>90</td> <td>180</td> <td>210</td> <td>220</td> <td>220</td> <td>210</td> <td>180</td> <td>90</td> </tr> <tr> <td>90</td> <td>180</td> <td>210</td> <td>220</td> <td>220</td> <td>210</td> <td>180</td> <td>90</td> </tr> <tr> <td>60</td> <td>85</td> <td>105</td> <td>105</td> <td>105</td> <td>105</td> <td>85</td> <td>60</td> </tr> </table> $\mu\text{mol/s/m}^2$	60	85	105	105	105	105	85	60	90	180	210	220	220	210	180	90	90	180	210	220	220	210	180	90	60	85	105	105	105	105	85	60
60	85	105	105	105	105	85	60																										
90	180	210	220	220	210	180	90																										
90	180	210	220	220	210	180	90																										
60	85	105	105	105	105	85	60																										

**SET UP INCLUDED**

Ø 16-18 mm



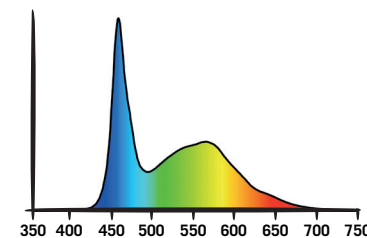
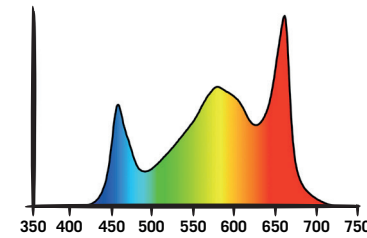
Ø 19-21 mm



Ø 25-28 mm




Ø 30mm

**Adaptor UE/UK/US**

TLED REF	DESIGNATION	WGT Net kg	DIMENSIONS			POWER			CABLE & PLUG			TEMPERATURE		IP Class
			Length cm	Width cm	Height cm	Cons. W	Voltage V	Freq. Hz	Length cm	Plug Type	Adaptor Included Countries	Working Min-Max	Storing Min-Max	
TLED2630	TLED 26W L54 cm BLOOMING	0,36	54,0	4,0	3,0	26	110-220	50/60	240	IEC	C/G/A Type UE/UK/US	0 to 40°C	-20 to 60°C	IP54
TLED2665	TLED 26W L54 cm GROWING	0,36	54,0	4,0	3,0	26	110-220	50/60	240	IEC	C/G/A Type UE/UK/US	0 to 40°C	-20 to 60°C	IP54
TLED4230	TLED 42W L95 cm BLOOMING	0,58	95,0	4,0	3,0	42	110-220	50/60	240	IEC	C/G/A Type UE/UK/US	0 to 40°C	-20 to 60°C	IP54
TLED4265	TLED 42W L95 cm GROWING	0,58	95,0	4,0	3,0	42	110-220	50/60	240	IEC	C/G/A Type UE/UK/US	0 to 40°C	-20 to 60°C	IP54

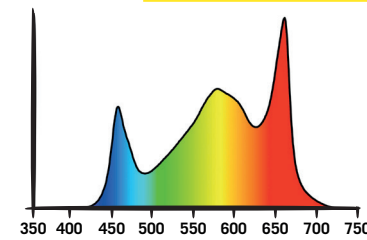


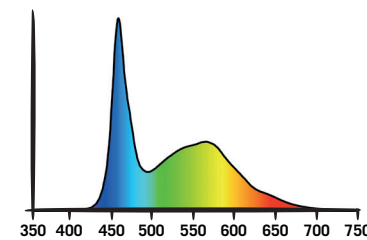


TLED2630**TLED 26W BLOOMING****TLED2665****TLED 26W GROWING****TLED4230****TLED 42W BLOOMING****TLED4265****TLED 42W GROWING****TLED 26W GROWING**

	6 inch								
	2' x 1 1/3'								
	1x TLED2665								
PPE	2.0 $\mu\text{mol/s/w}$								
PPF	52 $\mu\text{mol/s}$								
PPFD	<table border="1"> <tr> <td>220</td> <td>265</td> <td>265</td> <td>220</td> </tr> <tr> <td>220</td> <td>265</td> <td>265</td> <td>220</td> </tr> </table> $\mu\text{mol/s/m}^2$	220	265	265	220	220	265	265	220
220	265	265	220						
220	265	265	220						

TLED 42W GROWING

6 inch																																
4' x 2'																																
1x TLED4265																																
2.0 $\mu\text{mol/s/w}$																																
84 $\mu\text{mol/s}$																																
<table border="1"> <tr> <td>60</td> <td>85</td> <td>105</td> <td>105</td> <td>105</td> <td>105</td> <td>85</td> <td>60</td> </tr> <tr> <td>90</td> <td>180</td> <td>210</td> <td>220</td> <td>220</td> <td>210</td> <td>180</td> <td>90</td> </tr> <tr> <td>90</td> <td>180</td> <td>210</td> <td>220</td> <td>220</td> <td>210</td> <td>180</td> <td>90</td> </tr> <tr> <td>60</td> <td>85</td> <td>105</td> <td>105</td> <td>105</td> <td>105</td> <td>85</td> <td>60</td> </tr> </table> $\mu\text{mol/s/m}^2$	60	85	105	105	105	105	85	60	90	180	210	220	220	210	180	90	90	180	210	220	220	210	180	90	60	85	105	105	105	105	85	60
60	85	105	105	105	105	85	60																									
90	180	210	220	220	210	180	90																									
90	180	210	220	220	210	180	90																									
60	85	105	105	105	105	85	60																									

**TLED BLOOMING****TLED GROWING****SET UP INCLUDED**

Ø 0.6-0.7 inch



Ø 0.7-0.8 inch



Ø 1.0-1.1 inch



Ø 1.2 inch

**Adaptor UE/UK/US**

TLED REF	DESIGNATION	WGT Net lb	DIMENSIONS			POWER			CABLE & PLUG			TEMPERATURE		IP Class
			Length in	Width in	Height in	Cons. W	Voltage V	Freq. Hz	Length ft	Plug Type	Adaptor Included Countries	Working Min-Max	Storing Min-Max	
TLED2630	TLED 26W L21" BLOOMING	0,80	21,3	1,6	1,2	26	110-220	50/60	8	IEC	C/G/A Type UE/UK/US	32 to 104°F	-4 to 140°F	IP54
TLED2665	TLED 26W L21" GROWING	0,80	21,3	1,6	1,2	26	110-220	50/60	8	IEC	C/G/A Type UE/UK/US	32 to 104°F	-4 to 140°F	IP54
TLED4230	TLED 42W L38" BLOOMING	1,30	37,5	1,6	1,2	42	110-220	50/60	8	IEC	C/G/A Type UE/UK/US	32 to 104°F	-4 to 140°F	IP54
TLED4265	TLED 42W L38" GROWING	1,30	37,5	1,6	1,2	42	110-220	50/60	8	IEC	C/G/A Type UE/UK/US	32 to 104°F	-4 to 140°F	IP54

