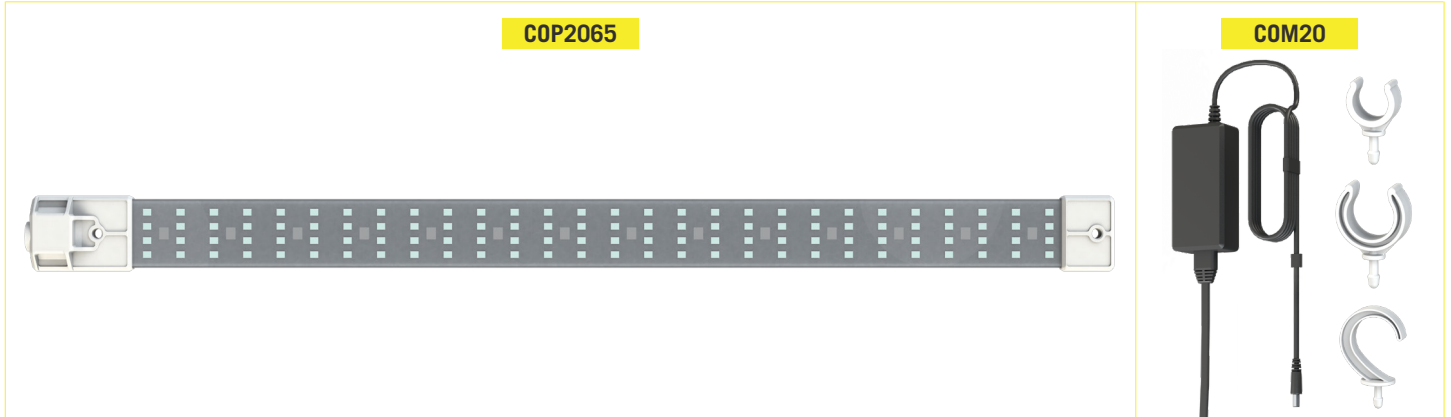


COSMORROW BULBS (COP)

EARLY SPRING SUNLIGHT -BULB REPLACEMENT - CUSTOM SETUP




Replace bulbs of your Cosmorrow kit or create your own system with our 24V bulbs.

Use them with our Cosmorrow power supply, or with any other 24V power supply.

The COL (PPE 2.0 umol/J) is less costly while COP (PPE 2.7 umol/J) has a higher efficiency.

WARNING : COP40BL cannot be interchanged with the others 40W, due to their different lengths.

REFERENCE	DESIGNATION	PPE	VIDEO
COP2065	Cosmorrow Led 20w L50cm / L20" GROW	2.7µmol/s/w	
COP40GR	Cosmorrow Led 40w L90cm / L28" GROW SPECTRUM	2.7µmol/s/w	
COP20BL	Cosmorrow Led 20w L50cm / L20" BLOOM	2.4µmol/s/w	
COP40FS	Cosmorrow Led 40w L70cm / L36" FULL SPECTRUM	2.85µmol/s/w	
COM20	Cosmorrow Power 1x20w		
COM40	Cosmorrow Power 1x40w		

GENERAL DETAILS



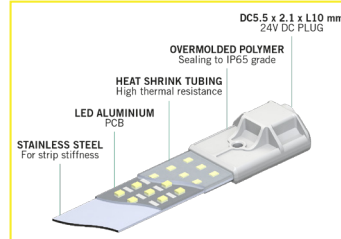
COSMORROW LED

Application	Grow tent / Grow room / Multi-layer / Plant factory
Plant growth stage	Any stage

COSMORROW POWER

Pole clip diameter	16 - 25 mm / 0.6 - 1.0 inch
DC plug type	DC 5,5x2,1mm L10mm

PATENT N°W02021176302



Cosmorrow Technology



24 V Bulbs
100% Safe


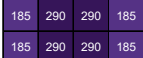
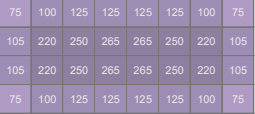
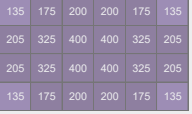
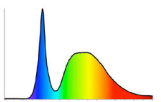
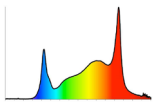
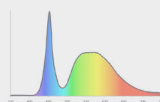
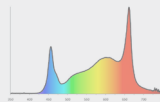


IP65
Water jet resistant



Unbreakable
Strong & Fall resistant

COMING SOON

REF	COP2065	COP20BL	COP40GR	COP40FS
DESIGNATION METRIC	Cosmorrow Led 20w PPE2.7 L50 cm GROW	Cosmorrow Led 20w PPE2.4 L50 cm BLOOM	Cosmorrow Led 40w PPE2.7 L90 cm GROW	Cosmorrow Led 40w PPE2.85 L70cm FULL SPECTRUM
DESIGNATION IMPERIAL	Cosmorrow Led 20w PPE2.7 L20" GROW	Cosmorrow Led 20w PPE2.4 L20" BLOOM	Cosmorrow Led 40w PPE2.7 L36" GROW	Cosmorrow Led 40w PPE2.85 L28" FULL SPECTRUM
WEIGHT	0,13 kg / 0,3 lb	0,13 kg / 0,3 lb	0,30 kg / 0,7 lb	0,30 kg / 0,7 lb
DIMENSIONS				
Length	47 cm / 18,5 inch	47 cm / 18,5 inch	87 cm / 34 inch	70 cm / 27,5 inch
Width	3,2 cm / 1,25 inch	3,2 cm / 1,25 inch	3,2 cm / 1,25 inch	4,5 cm / 1,8 inch
Height	1,6 cm / 0,6 inch	1,6 cm / 0,6 inch	1,6 cm / 0,6 inch	1,6 cm / 0,6 inch
POWER				
Consumption	20 W	20 W	40 W	40 W
Voltage	24 Vdc	24 Vdc	24 Vdc	24 Vdc
TEMPERATURE				
Working	0 to 40°C / 32 to 105°F	0 to 40°C / 32 to 105°F	0 to 40°C / 32 to 105°F	0 to 40°C / 32 to 105°F
Storing	-20 to 60°C / -4 to 140°F	-20 to 60°C / -4 to 140°F	-20 to 60°C / -4 to 140°F	-20 to 60°C / -4 to 140°F
LED & RATIO				
2700K	-	25%	-	23%
4000K	-	25%	-	23%
6500K	100%	25%	100%	23%
660nm	-	25%	-	31%
LED BRAND	Edison Opto.	Edison Opto.	Edison Opto.	Edison Opto.
LIFETIME	50 000 hours	50 000 hours	50 000 hours	50 000 hours
IP RATING	IP65	IP65	IP65	IP65
LIGHT MEASUREMENT				
Distance	15 cm / 6 inch	15 cm / 6 inch	15 cm / 6 inch	20 cm / 8 inch
Grow area	60 x 40 cm / 2' x 1 1/2'	60 x 40 cm / 2' x 1 1/2'	120 x 60 cm / 4' x 2'	90 x 60 cm / 3' x 2'
PPE	2,7 µmol/J	2,4 µmol/J	2,0 µmol/J	2,85 µmol/J
PPE	54 µmol/s	48 µmol/s	80 µmol/s	114 µmol/s
PPFD average	268 µmol/s/m ²	238 µmol/s/m ²	158 µmol/s/m ²	240 µmol/s/m ²
				
Spectrum				

REF	COM20	COM40
DESIGNATION	Cosmorrow Power 1x 20w UE/UK/US	Cosmorrow Power 1x 20w UE/UK/US
WEIGHT	0,35 kg / 0,8 lb	0,70 kg / 1,5 lb
DIMENSIONS ASSEMBLED		
Length	50 cm / 20 inch	90cm / 36 inch
Width	3,2 cm / 1,25 inch	3,2 cm / 1,25 inch
Height	2,5 cm / 1 inch	2,5 cm / 1 inch
POWER		
Input voltage	110-220 V	110-220 V
Input frequency	50/60 Hz	50/60 Hz
Max consumption	20 W	40 W
Output voltage	24 V	24 V
CABLE LENGTH		
24V	180 cm / 70 inch	240 cm / 95 inch
220V	60 cm / 24 inch	60 cm / 24 inch
AC PLUG		
Type	C/G/A Type	C/G/A Type
Country	UE/UK/US	UE/UK/US
TEMPERATURE		
Working	0 to 40°C / 32 to 105°F	0 to 40°C / 32 to 105°F
Storing	-20 to 60°C / -4 to 140°F	-20 to 60°C / -4 to 140°F

