

EXTRACTORS & FILTERS



Designed to clip on to our DUCTING FLANGE system, our extractors need less than 5 seconds to assemble without any tools.

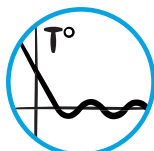
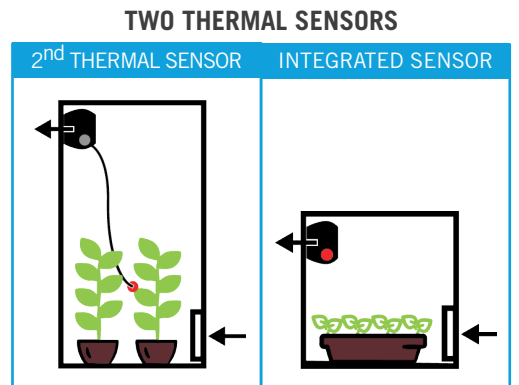


Use them in combination with our DF16 filters for optimal assembly! Those products include temperature control functions (T°, Max/min extractor speed) and 2 thermal sensors (onboard or external) depending on the size of your grow space. Our filters are made with CTC80 carbon, which is the highest odor absorption grade for activated carbon. Prefilter included.

REFERENCE	DESIGNATION METRIC	DESIGNATION IMPERIAL
DF16E150	DF16 Extractor T° 50/100/150 m3/h UE/UK/US	DF16 Extractor T° 30/60/90 cfm UE/UK/US
DF16E350	DF16 Extractor T° 150/250/350 m3/h UE/UK/US	DF16 Extractor T° 90/150/210 cfm UE/UK/US
DF16F100	Filter CTC80 0.4kg 100m3/h	Filter CTC80 0.9lb 60cfm
DF16F150	Filter CTC80 1.0kg 150m3/h	Filter CTC80 2.0lb 90cfm
DF16F250	Filter CTC80 1.5kg 250m3/h	Filter CTC80 3.0lb 150cfm
DF16F350	Filter CTC80 2.0kg 350m3/h	Filter CTC80 4.0lb 210cfm



GENERAL DETAILS

Application	Grow tent / Grow room / Greenhouses
Plant growth stage	Any stage
Extractor enclosure material	Fire retardant polyamide reinforced with glass fiber (PA66 + 15%GF V0)



Intelligent Speed Control



EC Motor
24V - 35W



Max/Min Airflow
User controlled



High Quality Carbon

REF	DF16E150	DF16E350
DESIGNATION METRIC DESIGNATION IMPERIAL	DF16 Extractor T° 50/100/150 m3/h DF16 Extractor T° 30/60/90 cfm	DF16 Extractor T° 150/250/350 m3/h DF16 Extractor T° 90/150/210 cfm
WEIGHT	0,8 kg / 1,8 lb	1,5 kg / 3,3 lb
DIMENSIONS Metric Imperial	22 x 18 x 10 cm 8,7 x 7,1 x 3,9 inch	25 x 25 x 21 cm 9,8 x 9,8 x 8,3 inch
MODULE POWER Voltage / current / consumption	24 Vdc / 0,6 A / 15 W	24 Vdc / 1,5 A / 35 W
POWER SUPPLY L(220V) L(24V) Voltage / Frequency Plug type	60 cm / 2 ft 240 cm / 8 ft 110-220 V / 50-60 Hz C(UE) / G(UK) / A(US) Type	60 cm / 2 ft 240 cm / 8 ft 110-220 V / 50-60 Hz C(UE) / G(UK) / A(US) Type
TEMPERATURE Working Storing	0 to 40°C / 32 to 105°F -20 to 60°C / -4 to 140°F	0 to 40°C / 32 to 105°F -20 to 60°C / -4 to 140°F
NOISE Ext. Max. 50m3/h / 30cfm Ext. Max. 100m3/h / 60cfm Ext. Max. 150m3/h / 90cfm Ext. Max. 250m3/h / 150cfm Ext. Max. 350m3/h / 210cfm	20 dB (*) 40 dB (*) 55 dB (*)	- 36 dB (*) 54 dB (*) 61 dB (*)
COMPATIBILITY With DF16		
With connectors		

(**) Measurement taken 70 cm / 28 inch from the front of the tent, with filter and extractor inside the tent.

REF	DF16F100	DF16F150	DF16F250	DF16F350
DESIGNATION METRIC DESIGNATION IMPERIAL	DF16 Carbon Filter CTC80 0.4 kg 100 m3/h DF16 Carbon Filter CTC80 0.9 lb 60 cfm	DF16 Carbon Filter CTC80 1.0 kg 150 m3/h DF16 Carbon Filter CTC80 2.0 lb 90 cfm	DF16 Carbon Filter CTC80 1.5 kg 250 m3/h DF16 Carbon Filter CTC80 3.0 lb 150 cfm	DF16 Carbon Filter CTC80 2.0 kg 350 m3/h DF16 Carbon Filter CTC80 4.0 lb 210 cfm
WEIGHT	0,55 kg / 1,2 lb	1,5 kg / 3,3 lb	2,1 kg / 4,6 lb	2,7 kg / 5,9 lb
DIMENSIONS Diameter Length	15 cm / 5,9 in 8,5 cm / 3,3 in	22,5 cm / 8,9 in 13 cm / 5,1 in	22,5 cm / 8,9 in 19 cm / 7,5 in	22,5 cm / 8,9 in 24 cm / 9,4 in
CARBON Quality Diam. Quantity	CTC80 3 mm / 0,12 in 0,4 kg / 0,9 lb	CTC80 3 mm / 0,12 in 1,0 kg / 2,0 lb	CTC80 3 mm / 0,12 in 1,5 kg / 3,0 lb	CTC80 3 mm / 0,12 in 2,0 kg / 4,0 lb
SETUP ADVISED Tent ref. Tent volume Extractor Ext. Max. setting	DP90 0,5 m³ / 17,5 ft³ DF16E150 100 m³/h / 60 cfm	DS60 0,6 m³ / 21 ft³ DF16E150 150 m³/h / 90 cfm	DS90 / DS120W 1,5 m³ / 53 ft³ DF16E350 250 m³/h / 150 cfm	DS120 2,9 m³ / 102 ft³ DF16E350 350 m³/h / 210 cfm
AIRFLOW MEASUREMENT Extractor Airflow Cycle/min (**)	100 m³/h / 60 cfm 3,4 cycle/min	155 m³/h / 93 cfm 4,3 cycle/min	265 m³/h / 156 cfm 3,0 cycle/min	360 m³/h / 212 cfm 2,1 cycle/min
Extractor + filter Airflow Cycle/min (**)	35 m³/h / 20 cfm 1,1 cycle/min	85 m³/h / 50 cfm 2,4 cycle/min	170 m³/h / 100 cfm 1,9 cycle/min	275 m³/h / 165 cfm 1,6 cycle/min
Extractor + filter + LB Airflow Cycle/min (**)	25 m³/h / 15 cfm 0,8 cycle/min	65 m³/h / 39 cfm 1,8 cycle/min	115 m³/h / 69 cfm 1,3 cycle/min	160 m³/h / 94 cfm 0,9 cycle/min
ASSEMBLY Extractor outside				
Extractor inside	Not possible			

(**) Cycle / min: the number of times the volume of air in the tent will be renewed per minutes

DF16 TECHNOLOGY

MALES : DEVICES

Extractor

Male  Male

Filter

Male 

Connector

Male 

FEMALES : LINKS

Ducting Flange(***)

Female  Female

Ring

Female  Female

(***) Includes a recess for Light Baffle